

✂ cut along line



## How to make your BC SFVNP Fortune Teller

Before you fold your fortune teller, brighten it up by colouring in the snacks and each of the colour triangles.

### Step 1

Start with your square piece of paper, picture facing down. Fold on both diagonal dotted lines. Open the paper; the folds should form an X.

### Step 2

Fold all 4 corners toward the centre so the points meet in the middle.

### Step 3

Flip it over so the folded side faces down. Again, fold all corners so the points meet in the middle. Your square will be smaller now.

### Step 4

Fold the square in half and unfold, then fold in half from top to bottom to loosen it up. Now you can slide your thumbs and forefingers under the squares to move the fortune teller back and forth.

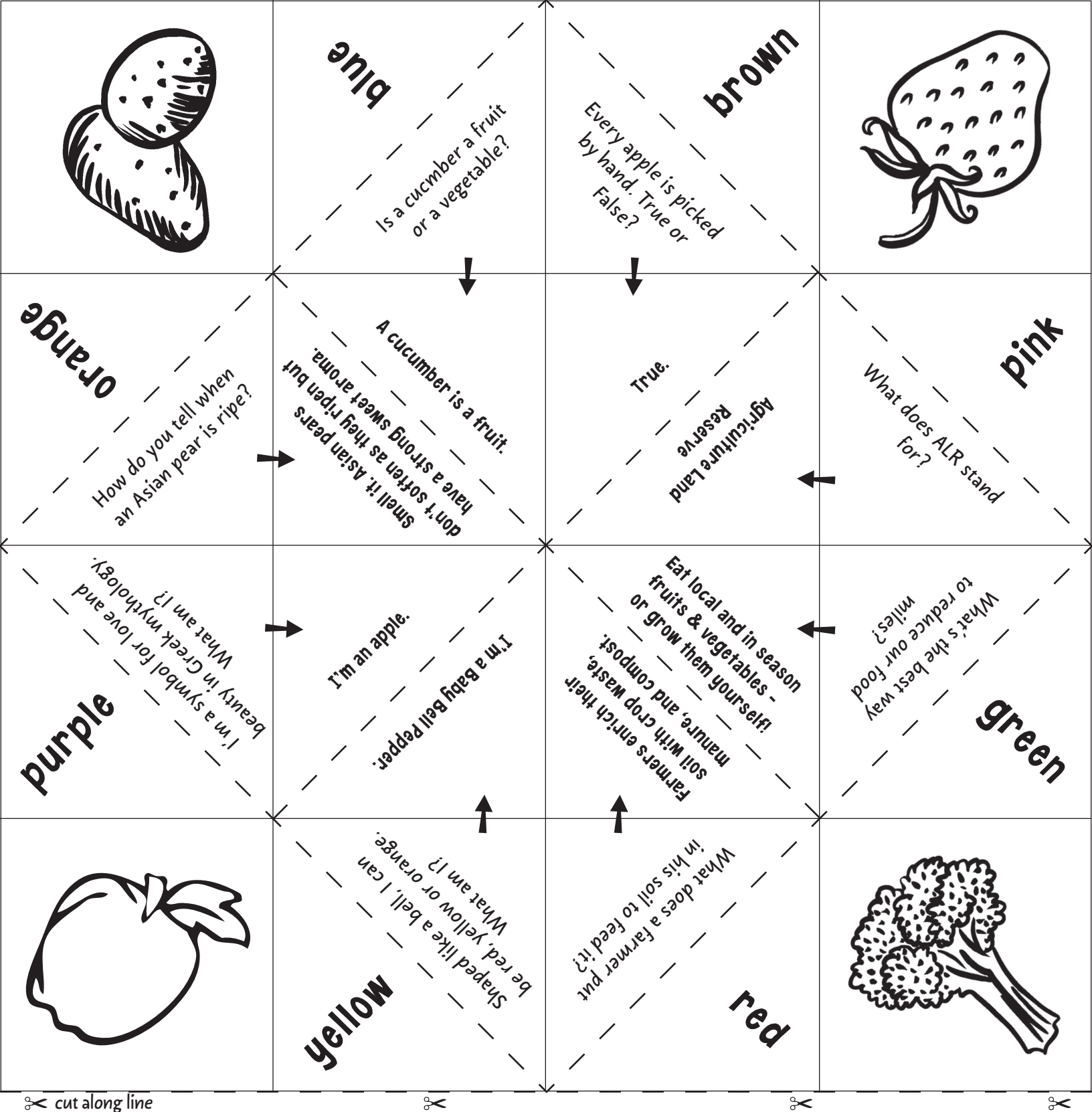
**Now you're ready to play!** Start by asking your partner to spell out a fruit or vegetable. Then have them spell out their favourite colour – two times for luck. Lift up their 2nd colour flap and ask them their snack question.



Healthy  
FamiliesBC



BC  
Agriculture  
in the Classroom



✂ cut along line



## How to make your BC SFVNP Fortune Teller

Before you fold your fortune teller, brighten it up by colouring in the snacks and each of the colour triangles.

### Step 1

Start with your square piece of paper, picture facing down. Fold on both diagonal dotted lines. Open the paper; the folds should form an X.

### Step 2

Fold all 4 corners toward the centre so the points meet in the middle.

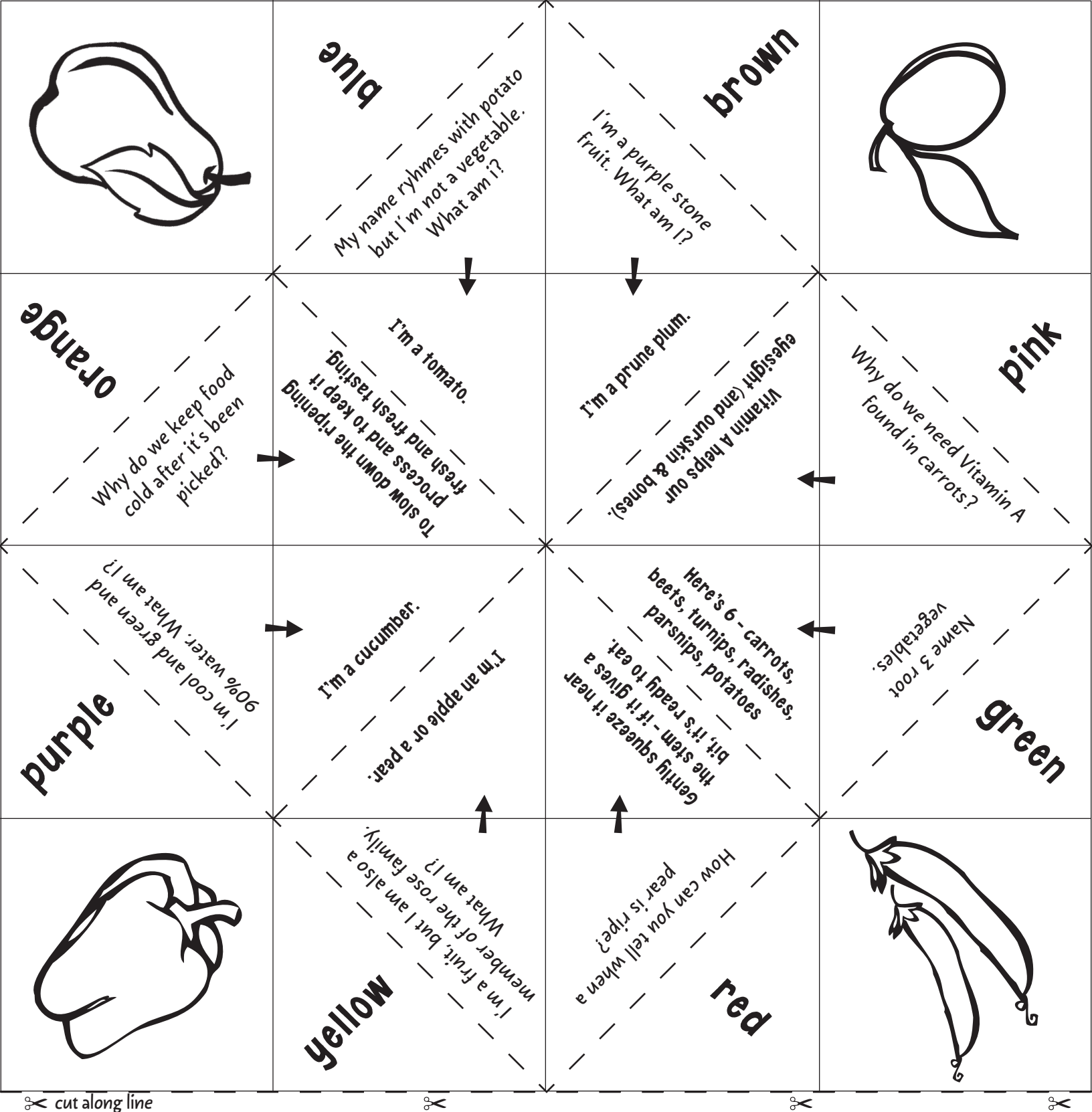
### Step 3

Flip it over so the folded side faces down. Again, fold all corners so the points meet in the middle. You're square will be smaller now.

### Step 4

Fold the square in half and unfold, then fold in half from top to bottom to loosen it up. Now you can slide your thumbs and forefingers under the squares to move the fortune teller back and forth.

**Now you're ready to play!** Start by asking your partner to spell out a fruit or vegetable. Then have them spell out their favourite colour – two times for luck. Lift up their 2nd colour flap and ask them their snack question.



✂ cut along line

✂

✂

✂

## How to make your BC SFVNP Fortune Teller

Before you fold your fortune teller, brighten it up by colouring in the snacks and each of the colour triangles.

### Step 1

Start with your square piece of paper, picture facing down. Fold on both diagonal dotted lines. Open the paper; the folds should form an X.

### Step 2

Fold all 4 corners toward the centre so the points meet in the middle.

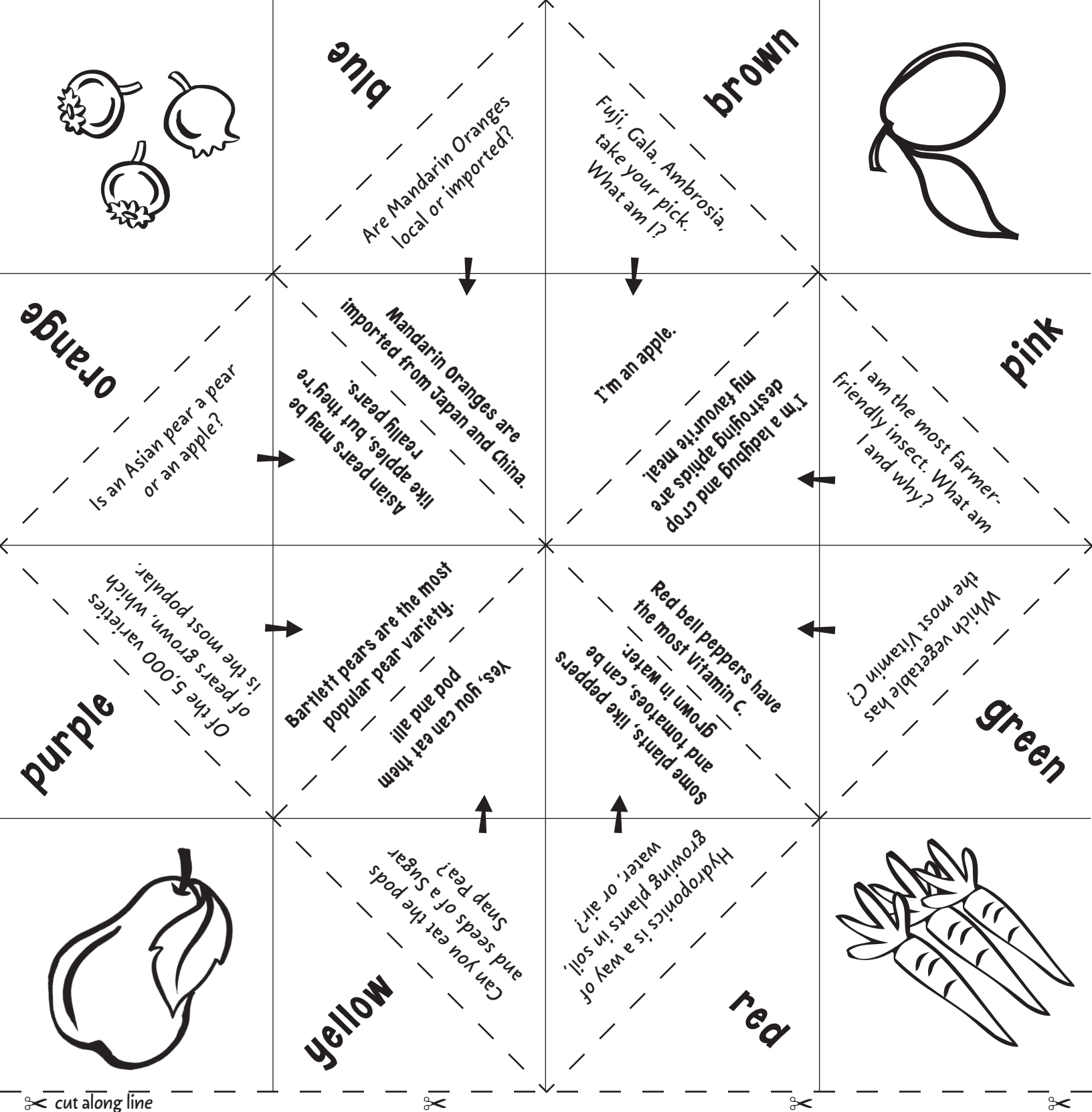
### Step 3

Flip it over so the folded side faces down. Again, fold all corners so the points meet in the middle. You're square will be smaller now.

### Step 4

Fold the square in half and unfold, then fold in half from top to bottom to loosen it up. Now you can slide your thumbs and forefingers under the squares to move the fortune teller back and forth.

**Now you're ready to play!** Start by asking your partner to spell out a fruit or vegetable. Then have them spell out their favourite colour - two times for luck. Lift up their 2nd colour flap and ask them their snack question.



## How to make your BC SFVNP Fortune Teller

Before you fold your fortune teller, brighten it up by colouring in the snacks and each of the colour triangles.

### Step 1

Start with your square piece of paper, picture facing down. Fold on both diagonal dotted lines. Open the paper; the folds should form an X.

### Step 2

Fold all 4 corners toward the centre so the points meet in the middle.

### Step 3

Flip it over so the folded side faces down. Again, fold all corners so the points meet in the middle. Your square will be smaller now.

### Step 4

Fold the square in half and unfold, then fold in half from top to bottom to loosen it up. Now you can slide your thumbs and forefingers under the squares to move the fortune teller back and forth.

**Now you're ready to play!** Start by asking your partner to spell out a fruit or vegetable. Then have them spell out their favourite colour – two times for luck. Lift up their 2nd colour flap and ask them their snack question.